

## Counting

Count in steps of two, three and five from zero and count in tens from any number

Continue the number pattern.

0    3    6           

Identify odd and even numbers

Write down three odd numbers between 5 and 15.

## Place Value

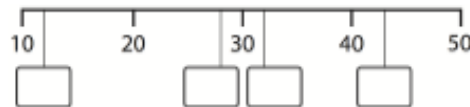
Recognise the place value of each digit in a two digit number

What does the digit 8 stand for in 58?

8 tens            8 ones            8 hundreds

Order numbers 0 - 100 and compare them using >, < and = (in numerals and words)

Write the missing numbers in the boxes.



## Ways to help your child

- Sing counting songs and play board games.
- Count on and back in ones and tens from any number.
- Count objects in twos, threes and fives.
- Count objects into groups and compare quantities.
- Point out numbers when you see them and help your child read them. Discuss the value of digits.

## Addition and Subtraction

Recall and use addition and subtraction facts to twenty and can work out related facts up to 100

Write the missing number in the box.

$$8 + 2 = \boxed{\phantom{00}} \quad 100 - 70 = \boxed{\phantom{00}}$$

Add and subtract two 2 digit numbers and three 1 digit numbers (checking with inverse)

There are 56 penguins on the ice. 18 swim away. How many are left?



## Multiplication and Division

Know multiplication and related division facts for two, five and ten

$$8 \times 5 \boxed{\phantom{00}} 40$$

Fill in the boxes.

$$100 \boxed{\phantom{00}} 10 = 10$$

12 times 2 is

18 shared by 2 is

12 times 5 is

110 shared by 10 is

Solve multiplication and division problems in context using materials, arrays, repeated addition, multiplication and division facts

Edward shared 45 bananas between 5 children. How many does each child get?



## Ways to help your child

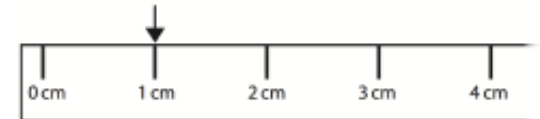
- Learn all the doubles to 20 + 20 and the related halves (half of 40 is 20).
- Help them to have rapid recall of the two, three, five and ten times tables.
- Practise the number bonds to 10 and 100 and the related subtraction facts.
- Ask them to share out the toys fairly between 2 / 3 / 5 people. How many do they each get?

## Fractions

Identify 1/2, 1/3, 1/4, 2/4 and 3/4 of length, shape or quantity

Circle the fraction that shows three quarters.

$\frac{3}{4}$      $\frac{1}{3}$      $\frac{1}{4}$      $\frac{1}{2}$



Circle the fraction the arrow shows on the ruler.

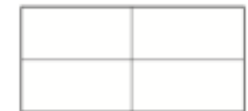
$\frac{3}{4}$      $\frac{1}{3}$      $\frac{1}{4}$      $\frac{1}{2}$



Circle a quarter of the cakes.

Recognise the equivalence of 2/4 and 1/2

Shade 1/2 of this shape.



Can you write the fraction in another way?

## Ways to help your child

- Cut fruit exactly into halves/quarters discuss which piece your child would like and why.
- Count out the number of biscuits and work out how many are left if half/quarter were taken.
- Count the number of cakes and share them out fairly. What fraction of the total do you have? How many cakes is that? Would you rather a 1/2 or 2/4? Why?

## Measurement

Use all measuring apparatus accurately to estimate and measure length, mass, temperature and capacity

How much water is in the measuring jug?



How tall is the flag pole?



## Money

Combine pounds and pence to make different amounts

How much do I have?



## Time

Tell the time to the nearest five minutes

Know the number of minutes in an hour and hours in a day

What is the time?



Draw five past 8



## Ways to help your child

- Cook with your child, get them involved in weighing and measuring food, looking at weights and capacities on packaging. Discuss symbols (g, kg, ml, l).
- Compare measurements. Which do you think will weigh more? Weigh to check.
- Talk to your child about the value of coins and notes. Discuss prices in shops and compare them. Add prices together.
- Look at the clock with your child at different times of the day. Talk about where the hands are pointing and what time that means.

## Shape

Identify and describe properties of 2D and 3D shapes

What shape am I?

I have 6 rectangular faces and 6 vertices

## Position and Direction





Understand positions on a compass and use this to give directions (including rotation as turns)

Bobby was in the car going to school when he realised he had forgotten his homework. His mum turned the car around and drove in the opposite direction. How many right angles did she turn through?



## Statistics

Ask and answer questions about data with a graph, make comparisons and real life links

Animal	Tally
cow 	
pig 	
horse 	
sheep 	

3 more cows arrive on the farm. Add them onto the table.

How many more pigs than sheep are there?

## Ways to help your child

- Let your child programme you to move around an obstacle course at home - using directional language.
- Look out for shapes everywhere. Which can you see? Can you describe them?
- Play games with objects, get your child to describe their position.
- Tally the colour of the cars passing outside. Discuss the data. What have they found out?



# Glasgow Counts

## Parent Guide

## Early Level

