# Ready, Steady, School!



Primary One Transition

Resource Pack

# These are some quick step tasks to help get ready for Primary One

I can eat my snack independently

I can get myself changed for gym

I can say a Nursery Rhyme

I can count to 5

I can recognise and do up my jacket

I can safely use scissors to cut along a line

I can wash and dry my hands

I can ask to use the toilet when I need it

I can do up my own shoes

I can recognise my own name.

Colour in each task as you achieve it!

# Contents


- Welcome — Page 1
- Transition Activities — Page 2 - 12
  - About my new School
  - My School Day
  - My New friends
  - Letter Formation
  - Number Formation
  - Humpty Dumpty cut and stick
  - The Very Hungry Caterpillar cut and stick
- Helpful Hints for Parents — Page 13-14
- Useful websites, songs and books — Page 15

# Welcome

We would like to extend a very warm welcome to all our new Primary One pupils and their families from everyone at Hillhead Primary School.

We understand that the transition to school is a significant step for your child. Unfortunately, the present circumstances have meant that we are unable to offer induction visits for new entrants. However, this pack has been designed by our Primary One teachers to help your child prepare for starting school by developing their knowledge, confidence, and skills, while staying safe at home.

Please use the activities as you see fit, the quick steps are very useful and will support your little one continuing to develop their independence as part of their preparation for 'Ready, Steady, School!'

We look forward to working and learning with you in August!

Yours Sincerely

Susan Thomson (DHT)

and the Primary One Team.

Activity 1

# All About My New School

My new school name: _____

My Headteacher is: _____

## Me in my new School Uniform

Draw a picture of yourself wearing your new uniform!

## I am looking forward to: What do you think will be most fun, what would you like to do?

## I might need some help with: What would you like to get better at when you start school?

## If I need help, I can ask: Can you draw three people you could ask for help?

## I will get to school by: Draw a circle around the way you will be coming to and from school.



Activity 2

# My School Day

This is what a typical school day usually looks like. Chat with your grown up about what you might do at each of these times.

**Leave home**

**Arrive at school**

**Class time**

**Playtime**

**Class time**

**Lunch**

**Class time**

**Home time**

Activity 3

# My Friends

Meeting new people is an exciting part of starting a new school.

Use the boxes below to draw pictures of some of the friends you will meet at school. These could be children you know already or new friends you would like to get to know.

I can make new friends by:

Smiling

Tell them my name

Ask them their name



Ask them what they like doing

Tell them what I like doing

Choose things we could do together at play time or after school.

If I am worried about anything I can talk to:

Other people I might meet are:

Activity 4

# Letter Formation

Can you write the alphabet by copying inside each of the letters?

a b c d e f g h i

j k l m n o p q r s

t u v w x y z

Activity 5

# Number Formation

Can you write your numbers by copying inside each of them?

1 2 3 4 5

6 7 8 9 10

Activity 6

# Humpty Dumpty Cut and Stick

Watch the 'Humpty Dumpty' Nursery Rhyme on you tube! Can you remember how to say it? Cut out the words and try to stick them in the correct order on Humpty's wall.




| | | | | | |
|---|---|---|---|---|---|
| **Humpty** | **sat** | **a** | **Dumpty** | **wall** | **on** |

Activity 7

# The Very Hungry Caterpillar Cut and Stick

Read or watch 'The Very Hungry Caterpillar' and see if you can find how many of each item, he ate each day. Cut out the numbers and stick them on to the correct column.

Can you spot the other things he munched through?

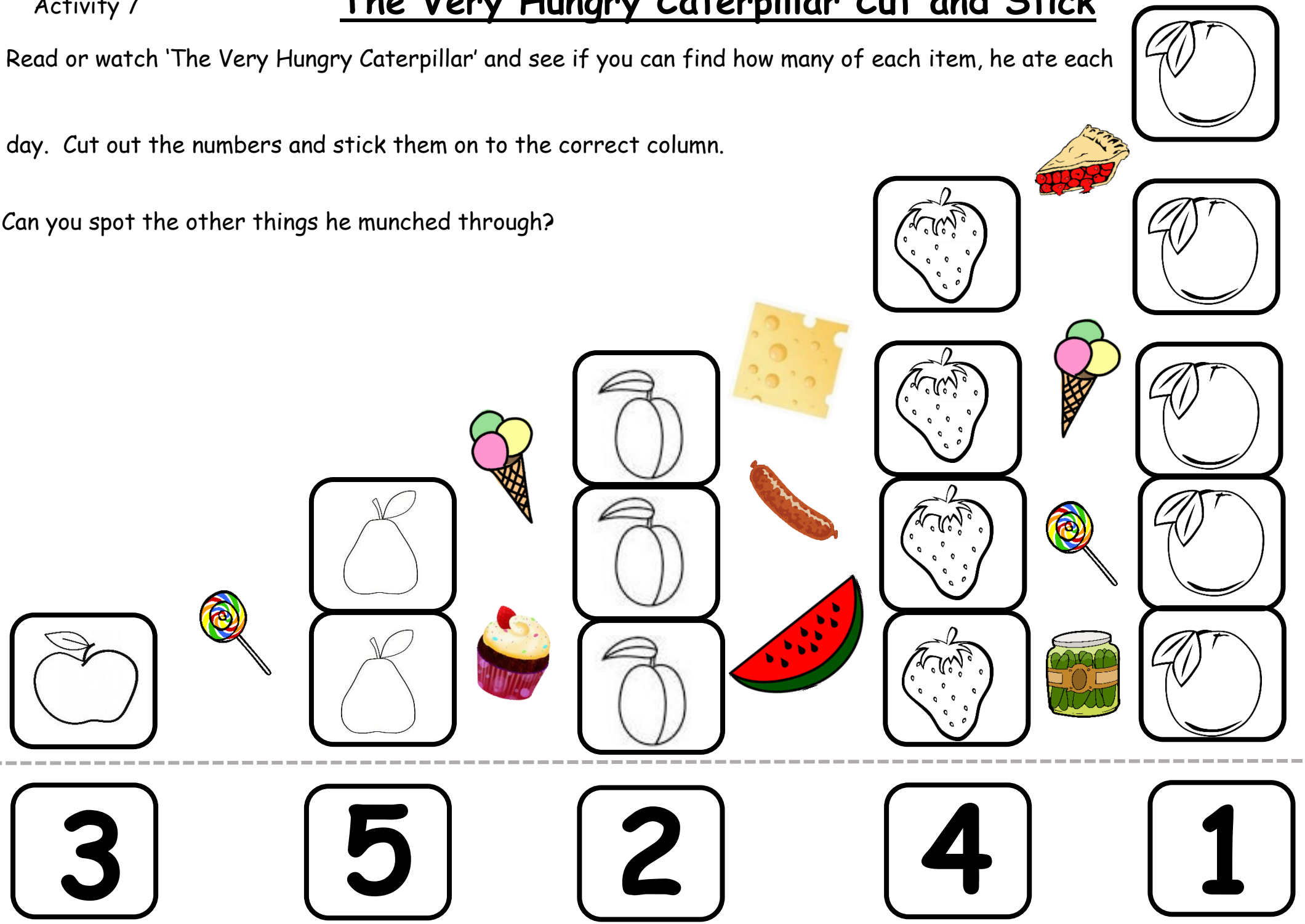

# Useful hints for Parents and Carers

The following pages have a little information as well as few practical hints and tips that other parents have suggested as being useful to know before their children started school.

*" The vast majority of children and young people look forward to moving on in learning and in life. For some children transitions can be challenging and support from parents and staff at school can help the transitions go more smoothly. Some children may need particular help perhaps including some other agencies to ensure that they feel confident about the transitions. It helps children at all transitions if staff and parents:*

- *Talk with them about what is going to happen*
- *Encourage them to talk about any concerns or anxieties*
- *Listen carefully to their concerns and consider sharing them with other relevant people*
- *Help them become familiar with the new setting and what will be expected of them."*

***Scottish Government Curriculum for Excellence Fact-file – Transitions June 2011***

Education Scotland have issued more information to help understand Transitions through these unique and trying times.

Please follow this link for more information.

**Transitions 2020 | Be at the heart of your child's learning during COVID-19 | Learning at home | Parent Zone**
https://education.gov.scot/parentzone/learning-at-home/covid19/transitions/#

# Handy Hints!

- Does your child recognise their own name? If not, make a sign together for their room and where they hang their jacket at home so that they are used to seeing it.
- If helping your child practise writing their name please only teach the first letter as a capital and the rest as lower case. This helps develop an understanding of language.
- Remember school is going to be a bit different this year, children will be working in much smaller groups and will have their own desk and stationery.
- Please label EVERYTHING! Even label the top of Tupperware and the bottom in case they only lose just one part!
- Encourage your child to practise opening their own snacks so that they can do it at playtime and lunchtime.
- Velcro shoes are best!
- Can they put on their own jacket and zip it up? If not, it will help your child to practise this before August.
- Can they use the toilet independently and wash and dry their hands independently? Now is the time to work on this.
- In Scotland all P1s get a free lunch - when you get a menu, why not display it somewhere in your home and discuss with your child what the choices are and what they would like to eat each day?
- Unfortunately we have been unable to provide visits to our school. This will be the same for all the children in Primary One but we are still working with early years establishments and parents to get to know your child and help them prepare for starting school.
- This year is different for the teachers too. Rest assured we will do everything we can to make sure your child has the best possible experience and will do our utmost to make sure your little one is nurtured, cared for and supported when they start our school.

# Useful Songs, Books and Games

Here are some songs, books and games which you might like to explore with your child before they start school.

## Songs

- 1,2,3,4,5 Once I caught a fish alive https://www.youtube.com/watch?v=9ir_l7qTiZ4
- Five Little Ducks https://www.youtube.com/watch?v=pZw9veQ76fo
- Nursery Rhymes https://www.youtube.com/watch?v=HsJl-oJ7TJ0
- Numbers 1-5 https://www.youtube.com/watch?v=2sePZkXefyE
- Alphabet song https://www.youtube.com/watch?v=VTI3AMrDe5g




## Books about Starting School

- Starting School by Janet and Allan Ahlberg https://www.youtube.com/watch?v=1zQivaCXu-Q
- I Am Too Absolutely Small For School by Lauren Child https://www.youtube.com/watch?v=XgbDO-gX9pM




## Games

- Starting School Game https://www.bbc.co.uk/bitesize/topics/zhtcvk7/articles/znc9vk7
- Alphabet Game https://www.abcya.com/games/talk_to_me_alphabet
- Counting to 5 Game https://www.sheppardsoftware.com/mathgames/earlymath/CountAnimals1to5.htm