

Task 1

We are focusing on money this week. Start by watching and completing lesson 1 (week 3) via this link:

<https://whiterosemaths.com/homelearning/year-3/>

Here are some coins and a note:



Amir says, "There is 10 p."

Dexter says, "There is £10."

Are either of them correct? Explain why.

Ask a family member to give you 5 variations of coins and notes to add together. Can you calculate the change from a larger amount? For more help on adding and subtracting coins, watch:

<https://www.bbc.co.uk/bitesize/clips/zr7xn39>

Task 2

Practise your 6 times table by playing this game:

<https://www.topmarks.co.uk/times-tables/coconut-multiples>



Imagine you are going to adopt an animal at the zoo.

The list below will tell you how much it costs to adopt each animal for 1 month. Can you work out how much it would cost you to adopt each animal for 6 months? Put them in order, from the least expensive to the most.

Chimpanzee	£8
Red Panda	£11
Sumatran Tiger	£7
Koala	£10
King Penguin	£12

Task 3

Have a day at home where you get paid in buttons (or any small loose object) for completing your tasks, helping, cleaning, etc. By the end of the day, you will hopefully have lots of buttons.

Have a chat with a family member about the following:

- ❖ Should the bigger/prettier ones be worth more?
- ❖ How much would each type of button be worth?
- ❖ Imagine your buttons were real coins, what would you spend them on?

Play the following 'Coins Game' to practise ordering coins based on their value. You can also challenge yourself on different levels to count the amounts of money in the piggy banks:

<https://www.topmarks.co.uk/money/coins-game>

Task 4

Here is the Edinburgh Zoo Gift Shop List:

Item	Price
Animal Soft Ball	18p
Giraffe Puppet	20p
Jungle Snap Cards	32p
Top Trumps	45p
Red Panda Jigsaw	27p
Penguin Vet Set	36p

You spend exactly 50p. Which 2 items did you buy?

I bought 2 of the same item and it cost me 90p. What was the item?

Task 5



It's time to work out how much it would cost for a trip to Edinburgh Zoo. The link at the bottom will take you to the Zoo's 'Tickets and Prices' page. Imagine you have £30 and pay for yourself and a friend to enter the zoo.

What is the total cost and what change are you due?

<https://www.edinburghzoo.org.uk/plan-your-visit/day-planner/tickets-prices/>

Daily Numeracy



How many cars can you see? Use these final two clues to check your estimate and work out the total number of cars. How close was your estimate?

Clue #5: Cross out any numbers that include the digit on the dice in the picture.

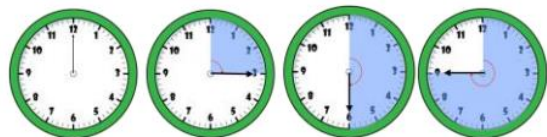
Clue #6: The answer can be divided by 4.

Task 1

Watch this clip to remind yourself how to tell the time using quarter to/quarter past:

<https://www.bbc.co.uk/bitesize/clips/zbc2y9q>

Look at these clocks and talk to a family member about how the minute hand has travelled.



Can you spot when the time is quarter past the hour and quarter to the hour? Create your own clock with moveable hands and make the quarter to/quarter past times that a family member gives you.

Challenge: Try this with telling the time to 5 minutes.

Task 2

Imagine we have 5 hours to spend at Edinburgh Zoo. Can you create a timetable for what our day might look like from 10am to 2pm? Make sure you include how long each activity will last.

Here are some things you might want to include:

- Time for a snack
- The animals we will visit (we won't have time for all of them).
- Time for lunch
- A visit to the gift shop

Check out this link to see what animals you can visit at the zoo:

<https://www.edinburghzoo.org.uk/animals-and-attractions/animals/>

Task 3

Time Intervals

This video will show you how to use a number line to work out how much time has passed between two events:

<https://www.youtube.com/watch?v=Orta5xU6DBo>

Can you use a number line to solve these time problems?

1. Lily goes to the park at 4pm and skates until 5pm. How long was she at the park for?
2. Bob's starts trumpet practice at 11am and it last for 1 hour and a half. When does he finish?
3. Sam's dentist appointment is at 1.30pm. He leaves the dentist at 2.15pm. How long was it?

Ask a family member to give you 3 more-time problems.

Play this game and choose your level of challenge for more practice on time intervals:

https://mathsframe.co.uk/en/resources/resource/119/find_the_start_time#

Extra Time Practise

Months of the Year

Watch this clip and have a go at learning the rhyme to help you remember the days in each month of the year:

<https://www.youtube.com/watch?v=BYshA2ybFdY>

- Spend time exploring a real calendar. Sort the months into groups, by the number of days in each month, for both a year and a leap year. Can you use the groups to compare - what is the same and different?
- Can you write out these sentences and fill in the gaps with the correct number:

There are _____ days in a year.
 There are _____ months in a year.
 There are _____ days in a leap year.
 There are _____ days in a week.
 Leap years happen every _____ years.

Extra Time Practise

Measuring Time

Use a stopwatch/timer to find the length of time it takes, in seconds, to complete different activities. For example, hop to the other side of the room, do 10-star jumps, write your name backwards.

How long did each task take? Order the tasks based on the time they took to complete





Daily Numeracy



Mental Maths Activities e.g. countdown, number generator etc. and/or useful websites

Each week there is a new challenge on BBC Bitesize in conjunction with White Rose Maths. Have a look and see if you can solve this week's challenge.

<https://www.bbc.co.uk/bitesize/articles/z8ppqfr>
<https://whiterosemaths.com/homelearning/year-2/>

<p style="text-align: center;">Task 1 - Reading</p> <p>Read all about Polly the Puffin here: https://rise.articulate.com/share/TSWUuLiRghCsXp5TqcG5M3ZuDqUSGtFf#/</p> <ul style="list-style-type: none">• Scroll down to complete the fun quiz questions about the story. Can you make your own puffin mask? 	<p style="text-align: center;">Task 2 - Writing</p> <p>Hopefully zoos, wildlife parks, museums, play parks and other attractions will open soon. Can you write a letter to persuade people to visit Edinburgh Zoo when it reopens? You can choose a different attraction if you prefer.</p> <p>Remember to hook your reader in with an opening sentence that explains why you're writing. Include powerful adjectives and exaggeration in your letter.</p>	<p style="text-align: center;">Task 3 - Reading</p> <p>Choose a fiction or non-fiction book featuring animals.</p> <ul style="list-style-type: none">• Draw or paint a picture of your favourite animal and describe it. 
<p style="text-align: center;">Task 4 - Writing</p>	<p style="text-align: center;">Task 5 - Grammar</p>	<p style="text-align: center;">Daily Literacy - Spelling</p>

Edinburgh Zoo has been in touch - they have heard about our fantastic persuasive writing and want us to design a new advertisement for the zoo!

Make sure your advertisement includes:

- Persuasive language (the best zoo you will ever visit!)
- Offers (buy one ticket get one free)
- Pictures to make the zoo look exciting and fun
- Recommendations ("This was the best day of my life!" Lucy Smith)
- Exaggeration (there is no place on earth quite like Edinburgh Zoo!)

And of course, make sure your poster is bright and attractive!

<https://www.edinburghzoo.org.uk>

Click on the link below to watch the Bitesize video to remind yourself what homophones are:

<https://www.bbc.co.uk/bitesize/topics/zqhp2p/articles/zc84cw>

Can you complete the sentences, choose the correct homophone, and take the homophones quiz? All of these activities can be found below the video on the same web page.

Can you fill the gaps with the correct homophone?

1. Please ___ the cheese for the pizza.
great/ grate.
2. Can you ___ that spooky sound?
hear/here?
3. The driver had to ___ suddenly. Break/brake?
4. It was ___ hot for a jacket.
to/two/too?
5. The one with the white fence is ___ house.
there/their/they're?



Practise the spelling and grammar activities on Sumdog set by your teacher.

- **Find 10 words with the 'le' sound, e.g. little, bottle.**

Practise these words with some of the following activities:

- ❖ **Delicious Words** - spray a small amount of whipped cream (or anything edible) onto a plate and spread it out. Write your spelling words out and be sure to clean up afterwards!
- ❖ **Spelling Shapes** - Draw a shape for each of your words and write a word inside each shape.
- ❖ **Sign Your Words** - Use sign language finger spelling to sign the spelling of your words. Follow this link to see animated hands making the letters:

<https://www.british-sign.co.uk/fingerspelling-alphabet-charts/>

Task 1 - Writing

While at the zoo we meet the friendly zookeeper Harry. Harry has had some amazing adventures working in the zoo. He told us a story about the time he spent the night in the zoo...

Can you write the story Harry told us? What happened when he spent the night in the zoo?

Use your imagination! Did the animals have a big party? Perhaps they all left the zoo for an adventure in Edinburgh for the night? Remember to use adjectives and adverbs to bring your story to life.



Task 2 - Reading

Read all about Polar Bears here:

<https://learning.rzss.org.uk/mod/scorm/view.php?id=1247&preventskip=1>

You can complete the matching games and drag and drop activities on the page.



Talk to a family member about the following question:

'What is your favourite animal and why?'

Task 3 - Writing

Life in lockdown has been a very strange and different experience for us all. Can you write a diary entry describing 2 highs and 2 lows of your time away from school?

Make sure your diary entry:

- Includes the date it was written
- Is written in the past tense
- Describes your feelings
- Uses time connectives, e.g. next, first, then.

Here is an example to help get you started:

Monday 8th June 2020

First, I jumped out of bed as usual and sprung open the curtains; it was a beautiful morning! I ate my breakfast with my whole family which is my favourite part of the day. Then I played with my cat, Biscuit. Sadly, it's just not the same as playing with my friends in P3. I have really missed them! After playing with Biscuit...

Daily Literacy - Spelling

You have learned the following spelling rules:

- ❖ silent c (scene)
- ❖ 'are' for air (hare)
- ❖ 'ear' for air (bear)
- ❖ tion (nation)
- ❖ sion (division)
- ❖ ei and eigh (weigh)
- ❖ 'o' for u (gloves)
- ❖ ture (future)
- ❖ 'ie' for ee (chief)
- ❖ ore (shore)
- ❖ le (little).



Ask a family member to give you a spelling rule. How many words can you think of and spell correctly?

The following video will remind you of what we mean by the 'setting' in a story:

<https://www.youtube.com/watch?v=3BVOlyUnk6s>

Draw a large picture of the zoo setting used in your version of 'Harry's story'. Label everything in your picture.



Talk to a family member about the following question:

'What is your favourite animal and why?'



You may select which tasks you wish to complete over the two-week period. You can complete as many as you like - it's your choice!

P.E. with Joe

Summer is a great time to exercise because of the good weather! If the weather's not great or you can't get outside to exercise you could try a Joe Wicks P.E. lesson.

Here's the YouTube link:

<https://www.youtube.com/channel/UCAxW1XT0iEJo0TYIRfn6rYQ>

[EJo0TYIRfn6rYQ](https://www.youtube.com/channel/UCAxW1XT0iEJo0TYIRfn6rYQ)

How fit do you think you are?



Learn about Summer birds



Have a look at the RSPB's website:

<https://www.rspb.org.uk>

Look at some different sections, such as **Identify a Bird** or **Gardening in June**. Ask a grown-up to help you learn about / help our birds.

<https://www.rspb.org.uk/birds-and-wildlife/>

Challenge: Can you identify the summer visitor pictured above?

Write a Summer Poem

Create a word bank of Summer words and then list them in alphabetical order. Now use as many of them as you can to write a Summer poem.

Can you make it a rhyme?



Get drawing

Take a piece of A4 paper and draw a line down the middle. Now find a view of a garden, park or even a window box. On the left-hand side, draw that view in winter using only a writing pencil to draw and shade with. Then draw the same view on the right-hand side as it looks now, only this time add all of the colours of summer. Look at the difference!



Make a Summer PowerPoint



Think about what you could put in it. It could be about summertime in general, for example, young animals, holidays, playing outside or eating ice cream or it could be about this summer and how it is different from our usual summers. You could give it a title and add pictures from the internet or your own family photos. Play around with different fonts, font sizes and font colours. Try changing the layout of your PowerPoint - which way looks best?

Life cycle of a butterfly

Carry out your own research about the fascinating life cycle of butterflies - they have four very different stages! Here's a video of what happens:

<https://www.bbc.co.uk/teach/class-clips-video/how-caterpillars-change-into-butterflies-narration/zn4rkmn>

Then, either draw a flow chart to show what you have learned or draw a picture of a butterfly.

Log onto the Springwatch site for ideas and look at their photo section:

<https://www.bbc.co.uk/programmes/p01d0p7d/p01d0mxb>



You may select which tasks you wish to complete over the two-week period. You can complete as many as you like - it's your choice!

Learn something new



At the moment we can now hear birdsong that we often miss because of the roar of traffic. Try to learn three different bird songs, here's a link to hear the sound of several birds commonly found in U.K.

<https://www.woodlandtrust.org.uk/blog/2019/04/identify-bird-song/>

The next time you are in a garden or a park, listen carefully - can you identify any birds just by their song?

Staying Positive

When we come across difficult times, it is important to try to look on the bright side and have a positive outlook on life.

Make a list of all the positive things that you have noticed in the last few months. Now draw a picture to illustrate one of them. Colour it in as neatly and carefully as you can and then show it to someone in your household - had they thought of your example and can they name another one?



Using your senses

Go for a walk with an adult from your household and look for as many signs of Summer as you can. Can you put them into the correct categories of the five senses? What did you:

see / hear / smell / touch or taste?



Create your own comic strip

Create a comic strip where the main character is going back to school after the summer holidays.

What are they really excited about? Is there anything that is worrying them? You can use your own feelings to help you tell the story.

Your teacher will send you a template to use or you can create your own template. This link will help you draw your character

<https://www.youtube.com/watch?v=5a7anGhsRQM>



The Daily Mile Challenge

We know many of you have been exercising every day. Do you know how far you walk or run? How could you work out the distance you travelled?

Can you get an adult in your household to do the daily mile with you? You do not have to run - walking is fine and is still great exercise.

You could take a photo of yourself and send it into us as proof!



We hope you all have an enjoyable and relaxing Summer holiday. We look forward to seeing you in August!

The Primary 3 Team

