

Accompanying worksheets for tasks, which are **highlighted**, will be sent out.

Task 1

Create a graph

What do you expect to be doing in the holidays?

With the holidays approaching... Think about 5 activities that will happen at different frequencies? (How many days out of 50)

For example they could be...

- on group chat with friends (7)
- going to the park (10)
- playing on the computer/-iPad (15)
- out on my bike (18)
- stuck inside because of rain etc

Use what you predict the frequency of each will be (out of the 50 days) and use this to create a bar graph.

Choose the correct scale and draw it accurately and to a good size. Put a correct label on each of the axes and a title for the Bar Chart itself.

Task 4

Probability Investigations

Paper-Scissors-Rock Game Probability Investigation

1. List all of the likely outcomes in a game of paper-scissors-rock.

2. What is the probability (in fraction form) that someone will use a 'paper' move?

3. What is the probability (in fraction form) that someone will use a 'rock' move?

4. What is the probability (in fraction form) that you will win a game of paper-scissors-rock playing against one person?

5. What is the probability (in fraction form) that you will win a game of paper-scissors-rock

Dice Roll Investigation

1. Roll a die 20 times and record the number that comes up.

2. How many times did you roll a 1?

3. How many times did you roll a 2?

4. How many times did you roll a 3?

5. How many times did you roll a 4?

6. How many times did you roll a 5?

7. How many times did you roll a 6?

8. What is the probability (in fraction form) of rolling a 1?

9. What is the probability (in fraction form) of rolling a 2?

10. What is the probability (in fraction form) of rolling a 3?

11. What is the probability (in fraction form) of rolling a 4?

12. What is the probability (in fraction form) of rolling a 5?

13. What is the probability (in fraction form) of rolling a 6?

Rock/Paper/Scissors

The Dice Roll Investigation

Coin Flip Investigation

Now flip and catch the coin 100 times.

The answer you get/got is a Percentage (%) because

It's out of 100. Would it be the same next time?

Coin Flip Investigation

1. Flip a coin 100 times and record the results.

2. How many times did the coin land on heads?

3. How many times did the coin land on tails?

4. What is the probability (in fraction form) of the coin landing on heads?

5. What is the probability (in fraction form) of the coin landing on tails?

Task 2

The Language of Chance

Investigate which words you could use when talking about the **chance** of something happening...

Chance

1. Look at these statements. What words would you use to say how likely they are to happen? Write down as many as you can.

2. Can you use some of your words to fill in the spaces on this line of probability?

3. Can you sort the statements below into the correct columns? Can you write a statement of your own to match each one?

4. Now look at the words you thought of. Can you write them on this line in order of probability?

Improbable Unlikely Likely Definitely

ink saving Eco

Task 3

Chance Challenge Cards

Chance Challenge Cards

Chance: What is the chance you will ride to school on an elephant?

Chance: What is the chance the traffic lights on the main road will change from green to red?

Chance: What is the chance a baby will need their nappy changed during the day?

Chance: What is the chance that your mum will take you shopping this afternoon?

Chance: What is the chance you will win your sports game on the weekend?

Have a go at the **Chance Challenge Cards!**

Task 5

Probability Spinner Matching Game

Can you match the statements to the pictures?

Probability Spinner Matching Game

0.50 chance to land on red

0.25 chance to land on blue

0.75 chance to land on green

0.10 chance to land on pink

0.20 chance to land on red

0.40 chance to land on blue

0.80 chance to land on green

1.00 chance to land on pink

0.5 chance to land on yellow

0.6 chance to land on blue

0.5 chance to not land on blue

0.4 chance to not land on green

0.75 chance to not land on pink

0.5 chance to land on orange

0.10 chance to not land on red

ink sa

Holiday Numeracy

Rigour Maths


Success for all in Numeracy and Mathematics



Check out 'The Daily Rigour':
A free Daily Newspaper especially for kids and all about Numeracy!
<https://www.cdmasterworks.co.uk/the-dailyrigour/>

Useful Web Links:

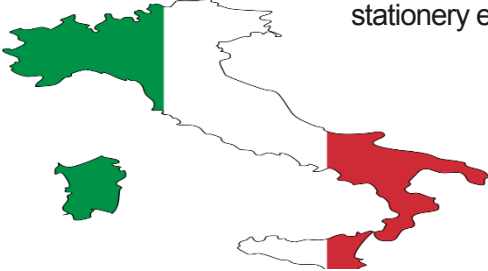

- <https://nrich.maths.org>
- <http://www.mathematicshed.com>
- <https://www.topmarks.co.uk>
- <https://mathsbot.com>
- <http://www.primaryhomeworkhelp.co.uk>

Accompanying worksheets for tasks, which are **highlighted**, will be sent out.

Task 1	Task 2	Task 3
<p style="text-align: center;">Outdoor Learning Draw nature to scale</p> <p>Find the lengths of 6 different animals, vary them from - different places in the world, - on land, sea or water and - insect, mammal, invertebrate etc.</p> <p>Draw them on a piece of paper to scale...</p> <p>You'll need to choose the correct scale so that all of the animals fit onto the paper</p> <p>You could also do the same with different types/size of tree from around the world...</p>	<p style="text-align: center;">Outdoor Learning Take it Outside Maths Angle Adventure!</p> <p>Introduction: Obtuse, acute, right angle... do you know the difference?</p> <p>Find them in your environment, measure them and compare the angles that are smaller or bigger.</p> <p>Who can find the most right angles? Who can make a shape with the most right angles?</p> <p>Follow the worksheet attached...</p> <p>Resource needed: A right angle Finder... where can you see one? Clue: They're on almost every book...</p> <p>Use the biggest playground there is, your natural environment to investigate... Let the adventure begin!</p>	<p style="text-align: center;">Outdoor Learning Maths</p> <p>When you are outside this week/ during the summer</p> <p style="text-align: center;">Create a Nature Grid</p> <p>Remember you can adapt this to suit...</p> <p>You could...</p> <ul style="list-style-type: none"> - add more sticks - create diagonals - use larger numbers - different columns/rows could have different totals - use different environmental resources e.g. nuts, different leaves, smaller/larger twigs <p>You decide... Enjoy 😊</p> <p>(PS. Don't pick items from living plants etc please)</p>
Task 4	Task 5	Daily Numeracy
<p style="text-align: center;">Outdoor Learning Maths- Time Making a Sundial</p> <p>This will need some materials e.g. Chalk Stones Large, straight stick Clock And sunshine!</p> <p>So here's hoping 😊</p>	<p style="text-align: center;">Outdoor Learning Maths Investigations Challenge Cards</p> <p>There are 7 Maths Investigations to choose from...</p> <p>Choose one and 'Prove it!</p> <p>You could do one this week and the others at your leisure over the summer if you wish 😊</p>	<div style="text-align: center;">  <p>Remember you can play Sumdog daily, this week or through the holidays if you wish...</p> <p>Countdown http://www.primaryhomeworkhelp.co.uk/maths/countdown/index.htm</p> <p>Bingo https://mathsstarters.net/bingo/</p> </div>

<p>Task 1 Reading/Listening and Talking</p> <p>Read Aloud</p> <p>Create a short movie of yourself reading aloud from a book of your choice.</p> <p>If you're not able to do that then read aloud to someone in your house, they could then comment on how you've done e.g. you should be thinking about...</p> <ul style="list-style-type: none"> - were you fully correct? - were you clear? - did you read fluently? - did you acknowledge commas and full stops? - did you read with the correct intonation? <p>PS- We are asking for a Book Review next week, it could be of this book if you choose.</p>	<p>Task 2 Writing</p> <p>You're the author...</p> <p>Take a fiction book you are reading and stop reading at a good point, maybe a turning point or the end of a chapter...</p> <p>You now write the story for another few paragraphs or a chapter on how you think the story might continue...</p> <p>**Remember in class we did the same with Street Child when Jim escaped from The Workhouse**</p> <p>Remember to think about...</p> <p>How it's actually written e.g. first/third person? present/past tense?</p> <p>Also remember to keep thinking about...</p> <p>The character(s), setting, plot etc</p> <p>Now read on... which version did you prefer, yours or theirs? Explain.</p>	<p>Task 3 Writing</p> <p>Write a letter or diary entry to myself or Mr Robson or another teacher, which includes 2 highs and 2 lows of lockdown...</p>  <p><small>This Photo by Unknown Author is</small></p>
<p>Task 4 Writing</p> <p>Comic Strip</p> <p>Create a comic strip (with at least 6 pictures) of a character returning to school.</p> <p>Now you may have thought about this yourself or you <u>may wish</u> to think about...</p> <p>What might they be thinking? What will it be like? Who will be there? What will you be doing?</p> <p>You could also extend this and turn it into a playscript and look to act it out...</p>	<p>Task 5 Grammar</p> <p>Speech Marks</p> <p>Use the cartoon strip you have created to turn the speech/thoughts bubbles into 'continuous prose' i.e. a normal writing piece e.g. a diary piece.</p> <p><u>Remember how it works e.g.</u></p>  <p>On going to school for the first time in a while Jimmy shouted over to Jane, 'Hello!', she swiftly replied, 'Hello! How are you?' 'I'm well, you?' said Jimmy.</p> <p>An example of how you might start this and turn one into the other. Now do the same with yours...</p>	<p>Weekly Spelling</p> <p>Spelling pattern of your choice</p> <p>Task 1 – Find 10 words of one of the spelling patterns.</p> <p>Task 2 – Write the words out using two different colours for vowels and consonants.</p> <p>Task 3 – Split your spelling words into syllables and practise reading them aloud. Ask someone who might know or check the pronunciation online if you are unsure.</p> <p>Task 4 – Create 5 sentences using at least one spelling word in each. Underline the words you use in each sentence. Also write if you've used it as a verb, noun, adjective etc...</p> <p>Someone could test you on the words at the end of the week.</p>

Accompanying worksheets for tasks, which are **highlighted**, will be sent out.

<p style="text-align: center;">Task 1 Reading</p> <p style="text-align: center;"><u>Book Review</u></p> <p style="text-align: center;">Please find attached a Fiction and a Non-Fiction Book Review</p> <p>Complete this for either or both of a book(s) you have read recently.</p> <p>You can also collect your Book Diary from school and keep these up to date through the Summer 😊</p>	<p style="text-align: center;">Task 2 Talking and Listening</p> <p>Cut and paste the link below or go online yourself and Watch Newsround</p> <p>Take notes about the stories in the programme.</p> <p>https://www.bbc.co.uk/newsround/news/watch_newsround</p> <p>Now watch it again focussing on the main news story only.</p> <p>Take extended/clear notes of that...</p> <p>Now use your notes to present the main news story.</p> <p>Are you facing your audience? Is your presentation clear, accurate, fluent, engaging your audience?</p>	<p style="text-align: center;">Task 3 Italian</p> <p>Please find attached 4 Italian worksheets from Maestra Teresa.</p> <p>These include colours and items that you would find in a primary classroom.</p> <p>So when you return to school you can fluently ask for stationery etc in Italian 😊</p> 
<p style="text-align: center;">Task 4 Writing</p> <p style="text-align: center;"><u>Highlight of the Year!</u></p> <p>Write about what was your...</p> <p>highlight of the year in class/school,</p> <p>favourite thing/activity</p> <p>best memory</p> <p>and/or a</p> <p>funny story.</p> <p>These could all be the same event or a couple of different ones.</p> <p>I look forward to hearing what your highlights have been 😊</p>	<p style="text-align: center;">Task 5 Language</p>  <p style="text-align: center;">Remember you can do</p> <p style="text-align: center;">Grammar and Spelling</p> <p style="text-align: center;">activities any time you want on Sumdog</p> <p style="text-align: center;">this week and throughout the holiday...</p> <p style="text-align: center;">if you wish 😊</p>	<p style="text-align: center;">Weekly Spelling</p> <p style="text-align: center;"><u>Spelling challenge</u></p> <p>Use the link below to go onto the school website and choose a spelling word from each of the 24 weeks.</p> <p>http://hillheadprimaryglasgow.org/wp-content/uploads/2020/05/Jolly-Grammar-5.pdf</p> <p>With these 24 words you could...</p> <p>Cover them and see if you can copy them all down correctly or...</p> <p>Challenge someone in your house to a spelling test, you test them or...</p> <p>Challenge someone else, someone in your house, or more people, or a friend online to a contest...</p> <p style="text-align: center;">Who can get the most correct?</p>

Accompanying worksheets for tasks, which are **highlighted**, will be sent out.

Summer Equinox

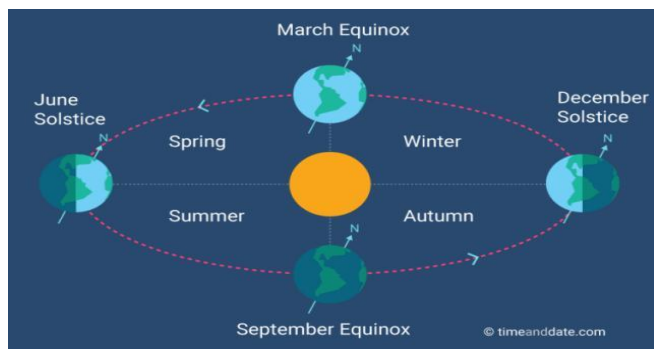
On June 20th we have the longest day of the year.

Can you research and explain how/why this happens? In this you could explain...

Why this happens at the same time every year?

Why the seasons happen?

When is the shortest day?



This Photo by Unknown Author is licensed under CC BY

Forensics: Test your powers of observation

Whodunnit...?

Cut and paste the link below or **use Ctrl/click**

Watch the video and **STOP** when it asks you and see if you can answer the questions asked.... You could watch it with someone else, a bit of competition? or see if you can answer it together...

<https://www.youtube.com/watch?v=ubNF9QNEQLA>

Try another awareness test

But it's important you stop at 32 seconds...then continue on...

https://www.youtube.com/watch?v=xAFfYLR_IRY

And will you be successful with this one?

https://www.youtube.com/watch?v=IGQmdoK_ZfY

Or this one?

<https://www.youtube.com/watch?v=kCOnx0kviog>

Now have a look at some phenomenal Street Art Illusions

<https://www.youtube.com/watch?v=PyoeehMa3sQ>

Outdoor technology worksheet

Use a camera, phone or tablet to photograph and learn about nature around you.



**Activity of your choice... You could...
Make your own Butterfly Garden**

Please see the attached sheet which will help you to do this...

Please also see attached sheets that can help you if you do this... There's the..

- **Butterfly Checklist** and the **Butterfly Cut-Outs** which you could use to draw/colour any butterflies that are not on the checklist, then you could maybe find out what they are.

Remember when doing this it's not likely the butterfly will pose for 20 mins while you do this so a quick, focussed photo might help. 😊

Butterfly Checklist

Take this page out with you on a Nature Walk where you might see such creatures, find out their natural habitat!

Any you do see, you could focus on a couple of them and write about them on the back of your sheet e.g. Size, habitat, how long they live for, what they eat etc? Are they all similar/different? Find out....



**Butterfly Cut-Outs
Draw and colour**

Create your own butterflies...



You could go out for a walk and look around for inspiration... You could research nature around the world for inspiration... You could or create design solely from your own imagination... Or use take inspiration from all of these and create your own butterfly designs, and make nature jealous of what you've created... Be as adventurous and creative as possible 😊

Health and Wellbeing: Looking forward

Monday 15th - Wednesday 24th June 2020 (1:30pm)

Looking forward
Summer fitness challenge

Over the summer find/create a safe route you can walk, run or cycle and see if you can improve on your time round it As the Summer goes on...

You can challenge someone else...
A family member, a friend to do the same route and see if they can beat your time...

Get outside and see if you can get fitter over the Summer!



Looking forward

Pupil Voice Activity

Question Time...

Ask your current teacher a question about returning to school...

You could also make up 3 questions to ask your new teacher about returning to school...



Looking forward
Healthy Eating

What should you be eating for a healthy balanced diet?

Create a healthy menu for yourself for through the holiday... What would you have/want for...?

Breakfast...

Lunch...

Dinner...

Supper...

Snack?

Remember to include what you would eat and drink, you should be keeping hydrated also!

Looking forward

Draw and write about the things you are looking forward to when you return to school.



Looking forward

Find the Words

SUMMER HOLIDAY

Challenge someone else to see how many words you can make from the words above...

You have 2 minutes (or more if you wish)...



We hope you have a relaxing and enjoyable Summer holiday and look forward to seeing you all in August!
The P6 Team