















Task 1	Task 2	Task 3								
<p style="text-align: center;"><b>SPELLING MENU</b></p> <table border="1" data-bbox="241 475 779 925"> <tr> <td data-bbox="241 475 376 638"> <b>1. ABC Order</b>   Write all of your spelling words in alphabetical (ABC) order.         </td> <td data-bbox="376 475 510 638"> <b>2. Word Parts</b>            Write your words. Then use a coloured pencil to divide the words into syllables.            e.g. jumping                  caterpillar         </td> <td data-bbox="510 475 645 638"> <b>3. Other Handed</b>            Write each word 5 times, switching the hand you write it with each time. Say the word as you spell it.         </td> <td data-bbox="645 475 779 638"> <b>4. Vowel Spotlight</b>            Write your words using one colour for the vowels and another colour for the consonants.            (vowels: a, e, i, o, u)         </td> </tr> <tr> <td data-bbox="241 638 376 925"> <b>5. Use Technology</b>            Type out your spelling words on the computer. Try to use at least 4 different fonts.   </td> <td data-bbox="376 638 510 925"> <b>6. Pyramid Words</b>            s            sp            spe            spel            spell            spelli            spelling            spelling            (or make them boat shaped, star, smiley face, etc.)         </td> <td data-bbox="510 638 645 925"> <b>7. "Ransom" Words</b>            "Write" your words by cutting letters out of a newspaper or magazine and gluing the letters on a piece of paper to spell your words.   </td> <td data-bbox="645 638 779 925"> <b>8. Rainbow Words</b>            Write your spelling words with coloured pencils. Make each letter a different colour.   </td> </tr> </table> <p style="text-align: center;">Create your own spelling words with these patterns and complete an activity from the Spelling Menu.        Silent b, Silent w, Silent k, wh, ph</p>	<b>1. ABC Order</b>  Write all of your spelling words in alphabetical (ABC) order.	<b>2. Word Parts</b> Write your words. Then use a coloured pencil to divide the words into syllables. e.g. jumping caterpillar	<b>3. Other Handed</b> Write each word 5 times, switching the hand you write it with each time. Say the word as you spell it.	<b>4. Vowel Spotlight</b> Write your words using one colour for the vowels and another colour for the consonants. (vowels: a, e, i, o, u)	<b>5. Use Technology</b> Type out your spelling words on the computer. Try to use at least 4 different fonts. 	<b>6. Pyramid Words</b> s sp spe spel spell spelli spelling spelling (or make them boat shaped, star, smiley face, etc.)	<b>7. "Ransom" Words</b> "Write" your words by cutting letters out of a newspaper or magazine and gluing the letters on a piece of paper to spell your words. 	<b>8. Rainbow Words</b> Write your spelling words with coloured pencils. Make each letter a different colour. 	<p style="text-align: center;"><b>Alphabet Challenge</b></p> <p>Use Lego or another construction material. Choose a letter of the alphabet and make 5 objects that begin with that letter e.g.</p> <p style="text-align: center;">I choose the letter 'E'. I could make an elephant, envelope, an egg, earrings and an equal sign.</p> 	<p style="text-align: center;"><b>Reading aloud</b></p> <p>Either write a short story or find a favourite short story and read it to someone.</p> 
<b>1. ABC Order</b>  Write all of your spelling words in alphabetical (ABC) order.	<b>2. Word Parts</b> Write your words. Then use a coloured pencil to divide the words into syllables. e.g. jumping caterpillar	<b>3. Other Handed</b> Write each word 5 times, switching the hand you write it with each time. Say the word as you spell it.	<b>4. Vowel Spotlight</b> Write your words using one colour for the vowels and another colour for the consonants. (vowels: a, e, i, o, u)							
<b>5. Use Technology</b> Type out your spelling words on the computer. Try to use at least 4 different fonts. 	<b>6. Pyramid Words</b> s sp spe spel spell spelli spelling spelling (or make them boat shaped, star, smiley face, etc.)	<b>7. "Ransom" Words</b> "Write" your words by cutting letters out of a newspaper or magazine and gluing the letters on a piece of paper to spell your words. 	<b>8. Rainbow Words</b> Write your spelling words with coloured pencils. Make each letter a different colour. 							
Task 4	Task 5	Online learning & websites								
<p style="text-align: center;"><b>Handwriting</b></p> <p>In your best handwriting write a paragraph in your jotter.</p> <p style="text-align: center;">This link shows you how to form all the lower case letters.</p> <p style="text-align: center;"><a href="https://www.youtube.com/watch?v=2NQ6uS8blwY">https://www.youtube.com/watch?v=2NQ6uS8blwY</a></p>	<p style="text-align: center;"><b>Talking and Listening</b></p> <p style="text-align: center;"><u>End of the word - beginning of the next</u></p> <p>This is a fun game that requires listening to the word the previous person said, and then coming up with a word that starts with the letter they ended on.</p>	<p style="text-align: center;"><b>Sumdog Literacy</b></p> <p style="text-align: center;">Start using Sumdog Literacy!</p>								



abcdefghijklmnopqrstuvwxyz  
lmnopqrst  
uvwxyz. ? " ' !  
ABCDEFGHIJKLMN  
OPQRSTUVWXYZ  
12345678910

Horse...Ear...Right...Tiger...

This requires great listening!

Want a challenge? Make it more complex by limiting the categories e.g. only naming animals.



Your teacher will have provided you with your login.