

Task 1

• **Spelling - High frequency /Common words**

Listen and write the words in each list without looking! You can change the speed in the video settings to make it slower. Click on the cog and select playback speed. Check your answers to see if they are correct. Practise any you have got wrong using the Active spelling Activities attached.

First 100:

<https://www.youtube.com/watch?v=R-f1zT3ZYd0>

Second 100:

<https://www.youtube.com/watch?v=6K9RIZK8yVs>

Third 100:

<https://www.youtube.com/watch?v=0IKyA674irA>

Fourth 100:

<https://www.youtube.com/watch?v=dekRgsaXDQk>

Or find the first 1000 here:

[https://www.westbranch.k12.oh.us/userfiles/167/fry\\_complete\\_1000.pdf](https://www.westbranch.k12.oh.us/userfiles/167/fry_complete_1000.pdf)

Task 2

• **Grammar – Metaphors and similes**

Metaphors and similes are a fantastic way of adding interest and excitement to your writing.

Find out about more about metaphors and similes from BBC Bitesize:

<https://www.bbc.co.uk/bitesize/topics/zfkk7ty/articles/z9tkxfr>



- Now, using the above picture as inspiration, see if you can write some metaphors or similes.
- Here is one to get you started:


The water was as smooth as black velvet.

Task 3



• **Reading - Animal Research**

Use a variety of sources (books to research information about an animal of your choice. This website has fantastic photographs and information about a wide variety of animals:

<https://www.nationalgeographic.com/animals/facts-pictures/>

<b>my ANIMAL research</b>		
ANIMAL 	WHAT I LOOK LIKE  	
WHERE I LIVE  	WHAT I EAT  	
FACT 1  	FACT 2  	FACT 3  

<p style="text-align: center;"><b>Task 4</b></p>	<p style="text-align: center;"><b>Task 5</b></p>	<p style="text-align: center;"><b>Online learning &amp; websites</b></p>
<ul style="list-style-type: none"> <li><b><u>Reading Strategies – inference from a picture</u></b></li> </ul> <p>Using the picture from task 2, discuss your answers to some of these questions. You can record your ideas in complete sentences.</p> <p><b>Question time!</b>          Who do you think they are?          Why do you think they have had to leave home?          Where do you think they should go to find a new place to live?          How do you think they feel about having to move?</p>	<ul style="list-style-type: none"> <li><b><u>Writing – Animal Report</u></b></li> </ul> <p>Use your research from the previous task to write a report about your chosen animal. You should include an introduction and conclusion; the rest of your report is up to you. Remember to write in complete sentences and organise your writing in paragraphs under a sub-heading.</p> <p>name _____</p> <div style="text-align: center;"> </div>	<ul style="list-style-type: none"> <li><b><u>Sumdog</u></b></li> </ul> <div style="text-align: center;"> </div> <p><b>Please complete the homework spelling challenge for the week.</b></p> <ul style="list-style-type: none"> <li><b><u>Pobble 365</u></b></li> </ul> <div style="text-align: center;"> </div> <p>There are 365 images to choose from (hence the title of the website), The writing opportunities are endless! Scroll down to use the ready-made activities provided. Use them as they are or as a starting point for something even bigger. The activities include questions to prompt discussion and ‘sick’ sentences to improve — a quick, simple and fun grammar, punctuation or spelling activities. To finish, there’s a story starter to inspire you to create either a short or an extended piece of writing.</p>

<p><b>5.</b> adaptations</p> <p>Paragraph 5 Color, physical structure, and body markings How does the physical appearance help it survive? <small>(Optional for groups 3, 4, and 5)</small></p> 	<p><b>6.</b> "jaw dropping" facts</p> <p>Paragraph 6 Enemies: Who are they? Is your animal an enemy? Unique Characteristics Anything that you found that doesn't fit into another category. <small>(OPTIONAL for groups 3, 4, and 5)</small></p>
<p><b>7.</b> impact of cross breeding or extinction info.</p> <p>Paragraph 7 Impact of cross breeding or extinction on your animal. <small>(OPTIONAL for groups 2, 3, 4, and 5)</small></p> 	<p><b>8.</b> conclusion</p> <p>Paragraph 8 This should summarize the report and let the reader know the report is finished.</p>

The following 3 pages are for you to take notes on. This isn't your rough draft, so don't worry about writing complete sentences. This is the prewriting step you will do while you are researching your animal to find important information to include in your report.

**Literacy Home Learning – October 2021**