





Literacy Home Learning Wall P3 – March 2022

Task 1			Task 2	Task 3
Spelling			Talking and Listening	Reading
<p>Create your own spelling words with these patterns and complete an activity from the Spelling Grid; ou, or, ey, y, silent h, silent c.</p>			<p>Find some time to discuss the following question with someone in your home:</p> <ol style="list-style-type: none"> 1. What foods should be included in a balanced diet and why? <p>Watch the following video: https://www.youtube.com/watch?v=i5aXwiC3wWc</p> <ol style="list-style-type: none"> 2. Come up with 3 new facts that you learnt from the video and tell a friend or family member. 	<p>Find some time in your day to share a story with someone in your house. Take turns to read to each other. Try to predict what might happen in the story before you read it.</p> <ul style="list-style-type: none"> • Draw a picture of your favourite character in the book. • Re-design the book cover of your favourite book. <div style="display: flex; align-items: center; justify-content: center;">  <div style="margin: 0 10px;"> <p style="font-size: 2em; text-align: center;">of your favourite book.</p> </div>  </div>
<p>WORD CHAINS</p> <p>Cut up strips of paper about 3cm x 10 cm. Write a spelling word on each strip of paper and decorate. Apply a small amount of glue on the end of each piece and link. Bring into school to be hung up around the classroom.</p>	<p>Antonyms</p> <p>Antonyms are words that have opposite meanings. E.g. Big and small are opposites. See if you can find an antonyms for each of your spelling words.</p>	<p>RHYMING WORDS</p> <p>See how many different rhyming words you can come up with for each of your spelling words.</p> <p>Underline the words that have the same Spelling pattern.</p>		
<p>Shopping for Spelling</p> <p>Consonants - \$1 each Vowels - \$2 each</p> <p>Write out your spelling words. For each word pay \$1 for each consonant and \$2 for every vowel. How much would each word cost if you had to buy it? Which word was the most expensive? Which word is the least expensive? How much would your entire spelling list cost?</p>	<p>Secret Code</p> <p>Make up your own secret code.</p> <p>Write out all of the letters of the alphabet and assign a symbol for each letter. Write out the words in your spelling list using your code. Now see if a friend can solve it!</p>	<p>WHAT DO YOU THINK OF ...</p> <p>Ice-cream= cold, sticky, sweet, delicious</p> <p>Consider each spelling word. Make a list of other words you think of when you hear this word.</p>		
<p>Alphabetical Order</p> <p>Write out all of you spelling words in alphabetical order.</p>	<p>Word Families</p> <p>Write out your spelling list. See how many new words you can come up with using the following endings.</p> <p style="text-align: center;">s ed es ing</p>	<p>BOOK WORD HUNT</p> <p>Choose a book to read.</p> <p>Count how many times your spelling words appear in the book. Keep a tally and record the total.</p>		

Task 4	Task 5
<p style="text-align: center;">Grammar</p> <p>Find an old magazine or newspaper.</p> <ul style="list-style-type: none"> • Use a highlighter to highlight the capital letters and adjectives on a page of an old newspaper or magazine. • Can you find any words you don't know the meaning of? Use a dictionary to find the definition. <div style="text-align: right;">  </div>	<p style="text-align: center;">Writing</p> <p>You are an amazing and famous inventor. Sometimes your ideas are a little mad! What would you invent and why?</p> <ul style="list-style-type: none"> -Think about why you have invented it; -Who might buy it; -What is it made from? <div style="text-align: right;">  </div> <p>Make sure you create a name for your invention and use capital letter and full stops.</p>

