








Task 1	Task 2	Task 3
<p> Writing - 'The Daily News'</p> <p>Keep a daily diary recording the main news events of the day. You can focus on Glasgow, Scotland, UK, global news or all of these areas.</p> <p>Write each event in role as a reporter, remembering VCOP and attention grabbing headlines!</p> <p>You can then present a daily news summary to your family in the evening. You could even use some props!</p> <p>Please remember technical targets when writing: Different punctuation (, ! - ... ') spaces between words, paragraphs and presentation of handwriting.</p>	<p>Spelling Patterns</p> <p>Revise the spelling patterns below.</p> <p><ery> feathery, celery, jewellery <ary> imaginary, secretary, secondary <ory> victory, history, memory</p> <p>Can you think of anymore words with these spelling patterns to add to these lists?</p> <p>Select three words and write a sentence for each word to show your understanding.</p> <p>Select two other activities of your choice using your 'spelling activity homework booklet'.</p> <p>Remember to use a dictionary if you are unsure of any meanings.</p>	<p>Reading Activity - Fiction Text/Film</p> <p>Choose a fiction book to read or re-read. </p> <p>Write a book/film review to a friend or a magazine telling them about your favourite book/film. Summarise and encourage them to read/watch it! What score would you give it out of 5? Remember to justify your reasons.</p> <p>Draw a picture of an important part of the story. Explain why you think this part is important.</p> <p>Make a poster advertising the book or film; you can use a section of your review!</p>
Task 4	Task 5	Online learning & websites
<p>Handwriting - Cursive Script</p> <p>Copy a paragraph from one of your favourite stories in cursive script.</p> <p>Here are some things to remember:</p> <ul style="list-style-type: none"> • All letters should be the same size • Accurate joins • Accurate letter formation • Start from the line • Keep a straight line <p></p>	<p>Writing: Imaginative</p> <p> Create your own imaginative character.</p> <p>First of all find or draw a picture of a character or animal. You might want to look at magazines, books or the internet for some inspiration. Once you have drawn your character write down lots of adjectives to describe the appearance and personality of your character.</p> <p>Can you now write a paragraph or two to create a character description?</p> <p>Now can you create a setting for your character or animal? Draw a picture of your setting and write down lots of adjectives to describe it; think about how it feels and what it looks like. </p> <p>Can you now write a paragraph or two about the setting? Try to use some alliteration, personification, metaphors and similes to make your writing interesting and exciting.</p>	<p>Online learning & websites</p> <p>Login to the Collins Big Cat website to practise your reading book. Remember there are lots of activity ideas and suggestions at the back of your book. </p> <p>https://ops.collinsopenpage.com/sso/login?service=https%3A//ebooks.collinsopenpage.com/wr/index.html&eulogin=true</p> <p>Please continue to login and play Sumdog literacy whilst you are working at home. If you need a reminder of your login details  contact the school office.</p> <p>https://www.sumdog.com/sc/</p>

