










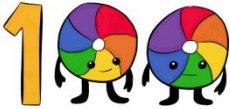



## Topic & HWB Home Learning - February/March 2022

<b>Task 1</b>	<b>Task 2</b>	<b>Task 3</b>										
<p style="text-align: center;"><u><a href="#">The Loch Ness Monster</a></u></p> <p>Who was Nessie - the Loch Ness Monster?</p> <p>Watch the video below to find out!</p> <p>Can you create a poster to attract tourists to search for the famous Loch Ness Monster?</p> <div style="text-align: center;">  </div> <p style="text-align: center;"><a href="https://video.link/w/dbhTc">https://video.link/w/dbhTc</a></p>	<p style="text-align: center;"><u><a href="#">My Local Area</a></u></p> <p>Our school, Hillhead Primary, is in the West end of Glasgow, Scotland. This is where you all live or stay close to.</p> <p>If you can, go for a wee walk with your family and see if you can find all the places listed below. Tick them off as you go.</p> <table border="1" style="margin-left: auto; margin-right: auto;"> <tr> <td>Church</td> <td>Hairdresser</td> </tr> <tr> <td>Dentist</td> <td>Cafe</td> </tr> <tr> <td>Shop</td> <td>School</td> </tr> <tr> <td>Library</td> <td>Doctor</td> </tr> <tr> <td>Playpark</td> <td>Bank</td> </tr> </table>	Church	Hairdresser	Dentist	Cafe	Shop	School	Library	Doctor	Playpark	Bank	<p style="text-align: center;"><u><a href="#">Draw a Scottish Thistle</a></u></p> <div style="text-align: center;">  </div> <p>The thistle is Scotland's national flower. It has a purple top and has long green spiny leaves. It can give you a little jag if you touch it too hard!</p> <p>Watch the video below and pause it whenever you like so you can draw along.</p> <p style="text-align: center;"><a href="https://www.youtube.com/watch?v=3byikfRhFnc">https://www.youtube.com/watch?v=3byikfRhFnc</a></p>
Church	Hairdresser											
Dentist	Cafe											
Shop	School											
Library	Doctor											
Playpark	Bank											
<b>Task 4</b>	<b>Task 5</b>	<b>Online Learning &amp; Websites</b>										
<p style="text-align: center;"><u><a href="#">Braw Draw</a></u></p> <p>We have been learning about the long-standing Scottish character, Oor Wullie. Try drawing Oor Wullie and his pals and fill the speech bubbles with Scots Words.</p> <div style="text-align: center;">  </div>	<p style="text-align: center;"><u><a href="#">HWB - My Body</a></u></p> <p>Watch the video 'The Human Body': <a href="https://www.youtube.com/watch?v=SqI-NMDeLa8">https://www.youtube.com/watch?v=SqI-NMDeLa8</a></p> <p>Draw a picture of your body and label as many body parts as you can remember.</p> <div style="text-align: center;">  </div>	<p style="text-align: center;"><u><a href="#">Time to Move</a></u></p> <p>Cosmic Yoga - <a href="https://www.youtube.com/user/CosmicKidsYoga">https://www.youtube.com/user/CosmicKidsYoga</a></p> <p>Joe Wicks - <a href="https://www.youtube.com/watch?v=d3LPrhIOv-w&amp;list=PLyCLOpd4VxBvPHOpzoEk5onAEbq40g2-k">https://www.youtube.com/watch?v=d3LPrhIOv-w&amp;list=PLyCLOpd4VxBvPHOpzoEk5onAEbq40g2-k</a></p> <p>Go Noodle - <a href="https://www.youtube.com/c/GoNoodle">https://www.youtube.com/c/GoNoodle</a></p>										

## Literacy Home Learning - February/March 2022

<p style="text-align: center;"><b>Task 1</b></p> <p><u>Adjectives</u> are describing words.</p> <p>Draw a picture of yourself and label your picture with as many adjectives as you can think of to describe yourself.</p> <p>As an extra challenge, write 3 sentences like the one below and underline the adjectives in each sentence.</p> <p>I have <u>long</u> and <u>smooth</u> hair.</p> 	<p style="text-align: center;"><b>Task 2</b></p> <p><u>After Reading - Summarising</u></p> <p>Remember that we can summarise by re-telling the important ideas or points in a story in our own words (in just a few short sentences).</p> <p>Write a summary of your favourite book/story by answering the following questions:</p>  <ul style="list-style-type: none"> <li>• Who is in the story?</li> <li>• What happens in the story?</li> <li>• Why does this happen in the story?</li> <li>• Where does it take place?</li> <li>• When does it take place?</li> </ul>	<p style="text-align: center;"><b>Task 3</b></p> <p><u>Rhyming</u></p> <p>Listen to the story of 'The Gruffalo' in Scots and write down all the rhyming pairs you can hear.</p> <p>Remember that rhyming words end in the same sound.</p> <p><b>Challenge:</b> Create your own sentence with a rhyming pair in Scots to describe a character in the Gruffalo.</p> 
<p style="text-align: center;"><b>Task 4</b></p> <p><u>Scots Writing</u></p> <p>Choose a Scots animal and write <u>two</u> sentences to describe them, using an adjective in each sentence.</p> <p>For example: The <u>sleekit</u> dug wis keekin around the hoose.</p> 	<p style="text-align: center;"><b>Task 5</b></p> <p><u>Reading - Concepts of Print</u></p> <p>We are very familiar with the story of 'Room on the Broom'. Design a new front cover for the book. Be as creative as you can be!</p> 	<p style="text-align: center;"><b>Online Learning &amp; Activities</b></p> <p>'Room on the Broom' by Julia Donaldson (story read-aloud):  <a href="https://www.youtube.com/watch?v=PHxGe44wSCI">https://www.youtube.com/watch?v=PHxGe44wSCI</a></p> <p>'The Gruffalo' (in Scots):  <a href="https://www.youtube.com/watch?v=e2qmm9o77NU">https://www.youtube.com/watch?v=e2qmm9o77NU</a></p>

## Numeracy & Maths Home Learning - February/March 2022

<p style="text-align: center;"><b>Task 1</b></p> <p style="text-align: center;"><b><u>Counting - Numbers to 100</u></b></p> <p>Can you count forwards and backwards to 100, from 0?</p> <p>You could also try starting at another number (for example 52) and try counting forwards and backwards from that?</p> <p><u>Challenge:</u> Can you count in multiples of 2, 3, 4 and 5?</p> 	<p style="text-align: center;"><b>Task 2</b></p> <p style="text-align: center;"><b><u>Multiplication and Division</u></b></p> <p>Use everyday objects at home such as dried pasta, lentils or even Lego to solve the following sums. <b>Divide</b> by sharing equally and <b>multiply</b> by creating arrays.</p> <p>- <math>8 \times 2</math>   - <math>5 \times 3</math>   - <math>7 \times 4</math>   - <math>2 \times 5</math>          - <math>6 \div 3</math>   - <math>4 \div 2</math>   - <math>9 \div 3</math>   - <math>10 \div 5</math></p> 	<p style="text-align: center;"><b>Task 3</b></p> <p style="text-align: center;"><b><u>Telling Time</u></b></p> <p>Routine of your day - draw a clock face to show the times you complete the following activities. Remember to draw the long minute hand and the short hour hand. Remember the long minute hand goes up to 12 when it is o'clock, it goes down to 6 when it is half past and</p> <ul style="list-style-type: none"> <li>• What time do you wake up?</li> <li>• What time do you get dressed?</li> <li>• What time do you have breakfast?</li> <li>• What time do you brush your teeth?</li> <li>• Add in any other activities you do throughout the day.</li> </ul>
<p style="text-align: center;"><b>Task 4</b></p> <p style="text-align: center;"><b><u>Fractions</u></b></p> <p>Do you recognise the fractions below?</p>  <p>Can you practice making fractions at home by splitting different foods into halves and quarters?</p>	<p style="text-align: center;"><b>Task 5</b></p> <p style="text-align: center;"><b><u>Number of the Day</u></b></p> <p>Select a number of your choice between 10 - 50, 50-100 or 100-500.</p> <p>Using the example on the next page, create a 'Number of the Day' poster.</p> 	<p style="text-align: center;"><b>Online Learning &amp; Activities</b></p> <p>Jack Hartmann - Counting to 100:  <a href="https://www.youtube.com/watch?v=8jMmZaFvRpE">https://www.youtube.com/watch?v=8jMmZaFvRpE</a></p> <p>Bitesize - Fractions:  <a href="https://www.bbc.co.uk/bitesize/topics/z3rbg82">https://www.bbc.co.uk/bitesize/topics/z3rbg82</a></p> <p>Jack Hartmann - Telling Time:  <a href="https://www.youtube.com/watch?v=g6tJAy_7AL4">https://www.youtube.com/watch?v=g6tJAy_7AL4</a></p>

add 10

**57**

Number of the Day  
**example**

take away 10

**37**

odd or even

**odd**



number story

$27 + 20 = 47$


I have 20 yellow balls and 27 ball. Altogether I have 47 balls.

partition it

**47**

**40**      **7**

draw it



write it

**forty seven**